

Skittles



This game is to help your child learn to follow short instructions that involve 'big' and 'little'. These are important words for your child to learn.

To play this game you will need some skittles, blue tack or sticky tape and a ball. Empty plastic bottles make good skittles. Cut out the pictures attached and get your child to colour them. Check your child knows what they are before you start. Stick the pictures on the skittles.

Give your child the ball to roll at the skittles. For each skittle knocked down encourage your child to tell you what the picture is. You may need to remind your child to use 'big' and 'little' to describe the pictures.

Variations:

To make this game easier use just two skittles, one with a big picture and one with the little pair e.g. the big and little spoons.


To make this game harder tell your child which skittle to aim for. Remember to let your child have a turn at being teacher and to give you instructions about which skittle to knock down. You may need to remind your child to use the words 'big' and 'little' when telling you.



Copyright ©2003 Big Leap



Copyright ©2003 Big Leap




Copyright ©2003 Big Leap




Copyright ©2003 Big Leap





Copyright ©2003 Big Leap



Copyright ©2003 Big Leap

