



How to Play - Two words together

You need; The Beach base board
 All the characters
 Cue cards 1-9 shuffled and placed face down in a pack.
 (Homework Pack Pages 4 to 8)

Introduce the characters and the actions they are doing to ensure that the child knows each word.

Listening

- 1) Take a cue card from the pack. Don't show the child.
- 2) Describe the card e.g. "The lion is sleeping".
- 3) The child can then move the correct character onto the beach board. Once they have done so, show the child your card so that they can see they were correct.

Speaking

- 1) Let the child take a card from the pack. They should then tell you what to do.
- 2) At first the child might not use a full sentence, but encourage the child to put at least both key words together e.g. "giraffe running".
- 3) Follow the child's instructions so that they can see their speaking was successful.

NB. You could also work at a two word level by using all three places, but choosing only one of the three characters e.g. the giraffe. An example sentence would then be "Make him sleep in the garden".



How to Play - Three words together

You need; Beach, House and Garden base boards
 All the characters
 Cue cards 1-27 shuffled and placed face down in a pack.
 (Homework Pack Pages 4 to 15)

Introduce all the characters, actions and places to the child one by one to ensure that they know each word.

Listening

- 1) Take a cue card from the pack. Don't show the child.
- 2) Describe your card e.g. "The elephant is swimming in the garden." *
- 3) Once the child has moved the character accordingly, show your card so that they can see they were correct.

Speaking

- 1) Let the child take a card from the pack. They should then tell you what to do.
- 2) At first the child might not use a full sentence, but encourage the child to put at least the three key words together e.g. "Lion sleeping house". It may help to repeat back to them how it could have been said e.g. "The lion is sleeping in the house."
- 3) Follow the child's instructions so that they can see their speaking was successful.

* "The elephant is swimming in the pond" might be an equally valid description. The vocabulary you choose to use is up to you and the child you are working with. You may prefer to stick with beach, garden and house for all the actions, or refer more specifically to sea, sand, towel, pond, grass, lounge, bath, house and bed.

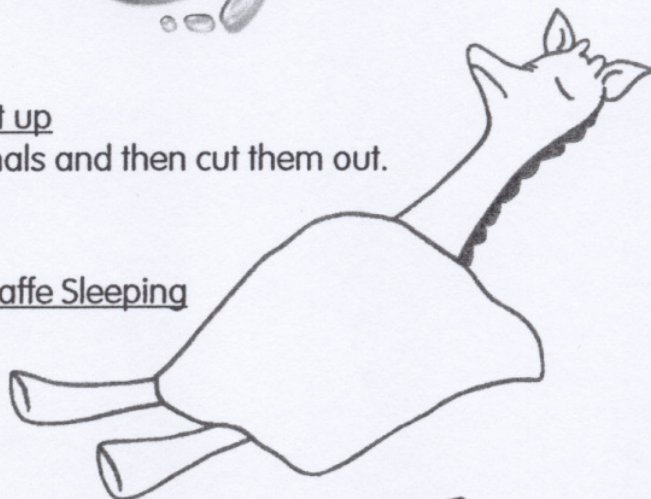


Homework Pack

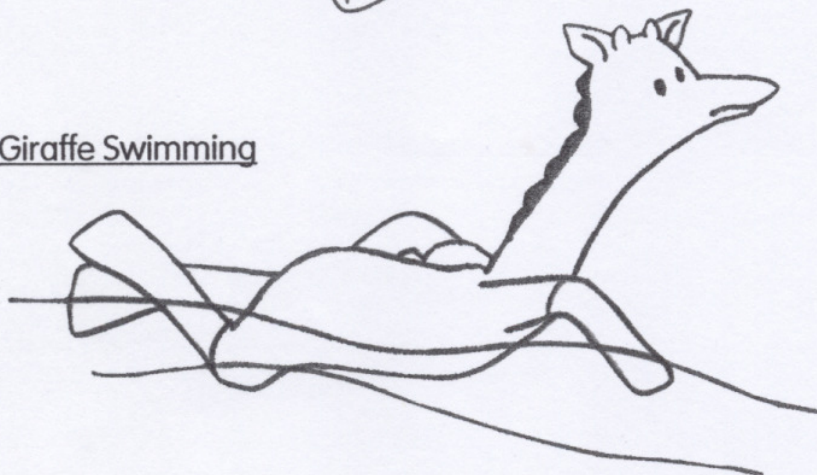
Homework - Set up

Colour the animals and then cut them out.

Giraffe Sleeping




Giraffe Swimming




Giraffe Running



Elephant Sleeping



Elephant Swimming



Elephant Running



clear Homework Pack

Homework - Set up

Colour the animals and then cut them out.
Cut out the cue cards.

Lion Sleeping




Lion Swimming



Lion Running

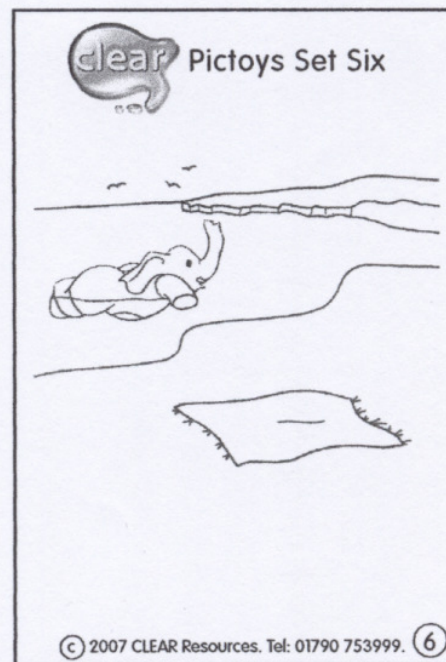




Cue Cards



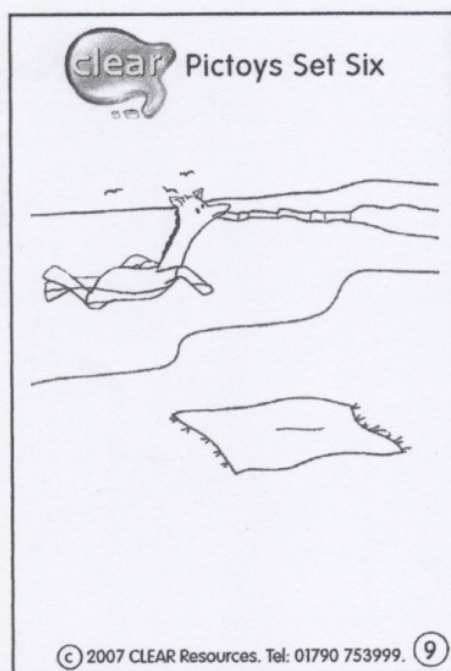


clear Homework Pack

Cue Cards



clear Homework Pack


Cue Cards






Homework Pack

Homework - Set up
Colour the beach.



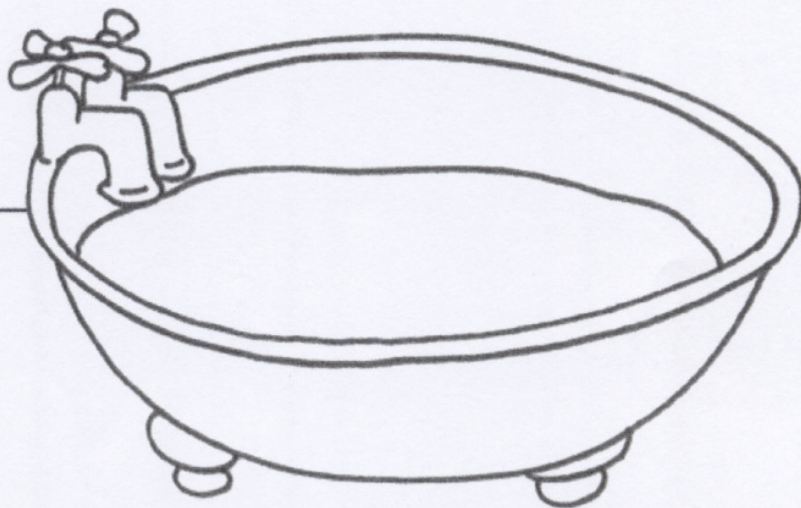
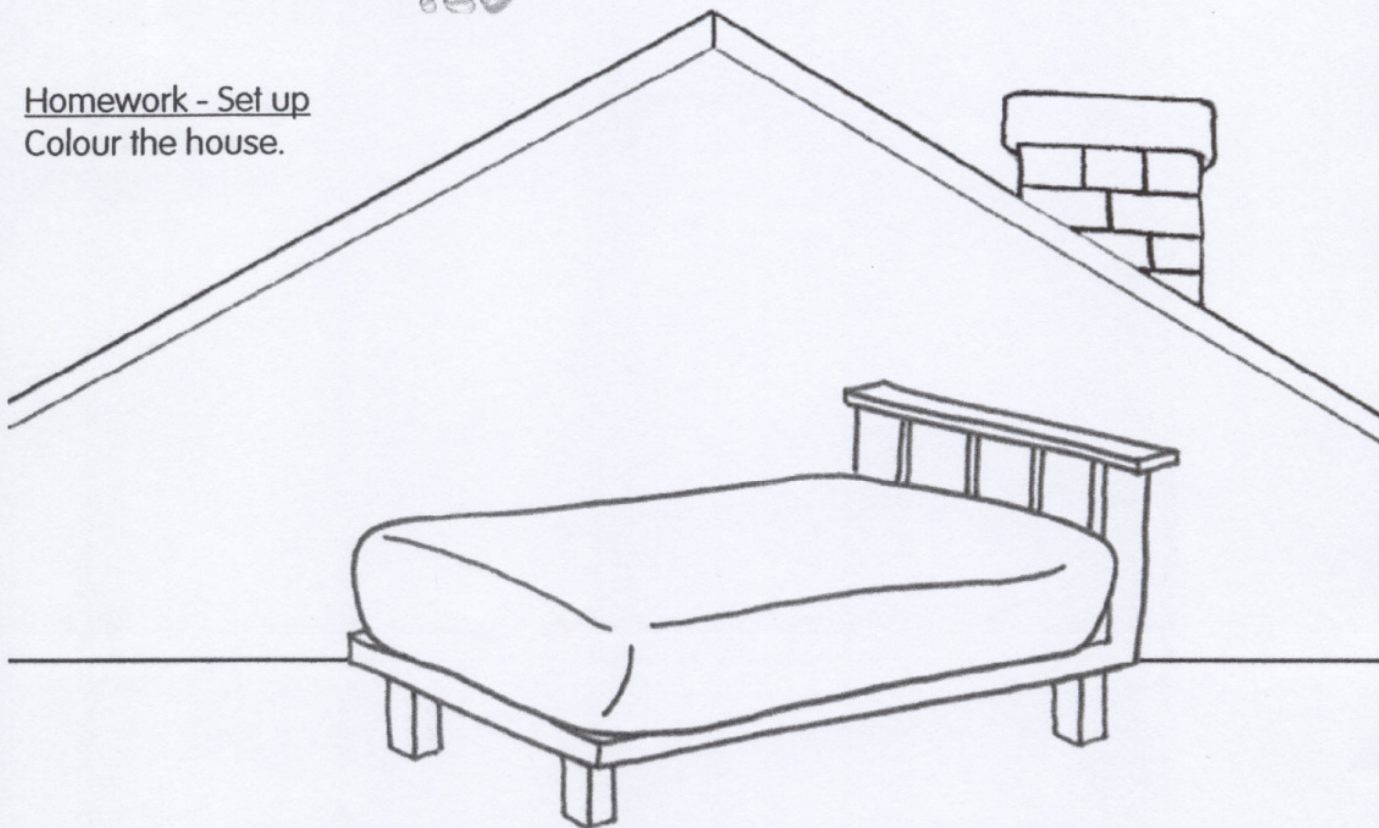
clear Homework Pack

Homework - Set up
Colour the garden.







clear Homework Pack

Homework - Set up
Colour the house.



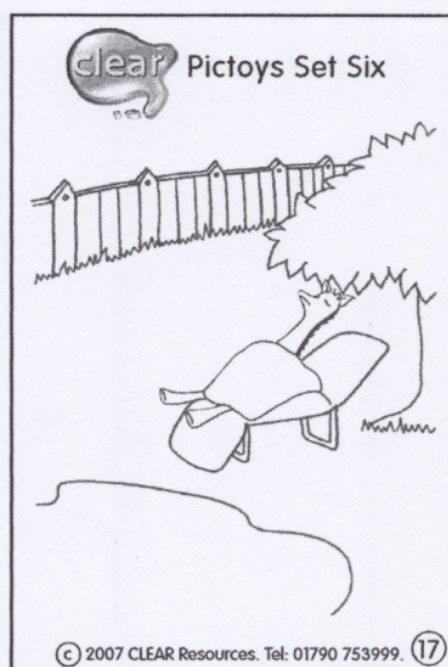

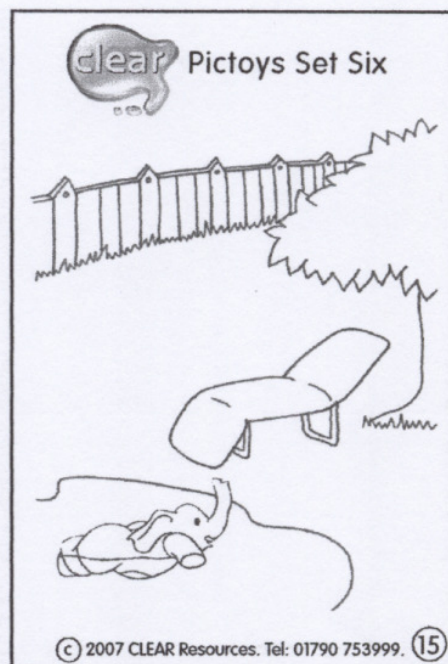

clear Homework Pack

Cue Cards



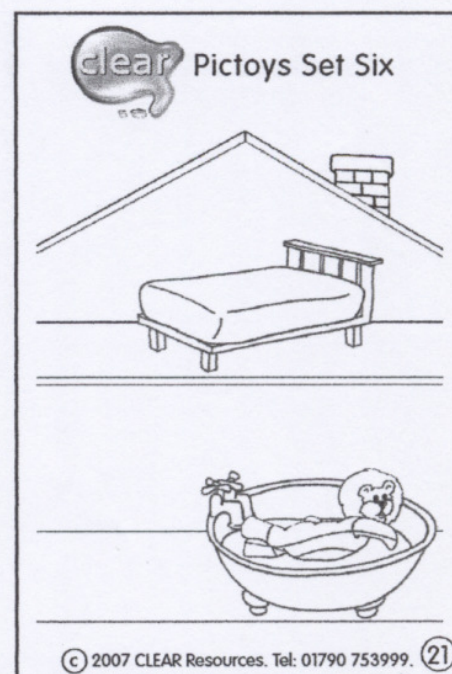
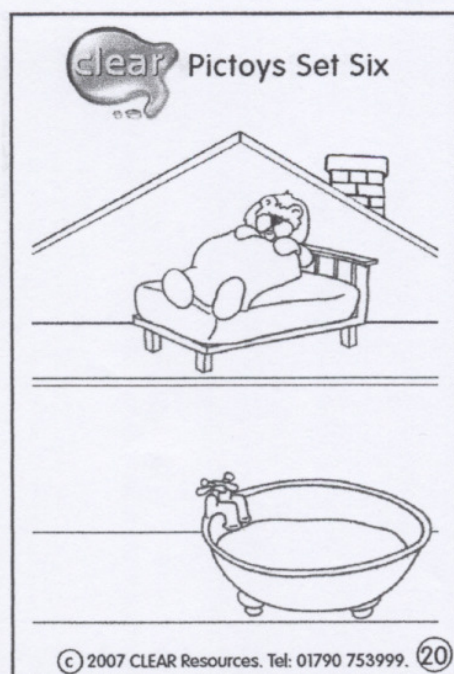


clear Homework Pack

Cue Cards



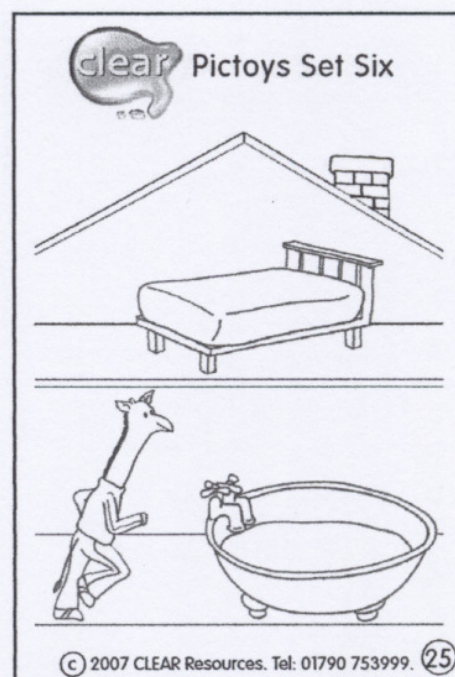
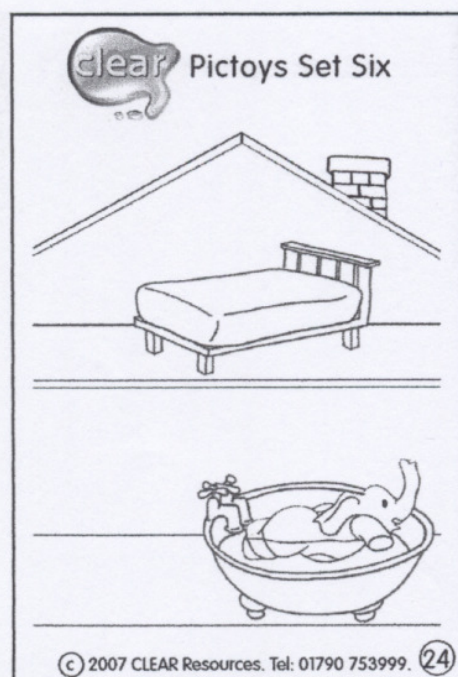
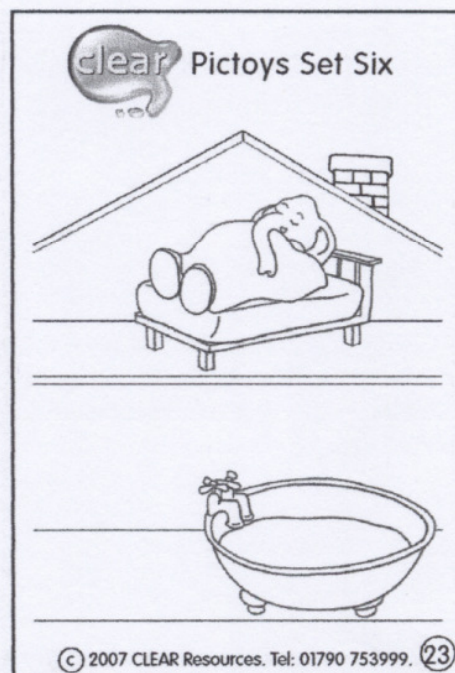

clear Homework Pack

Cue Cards



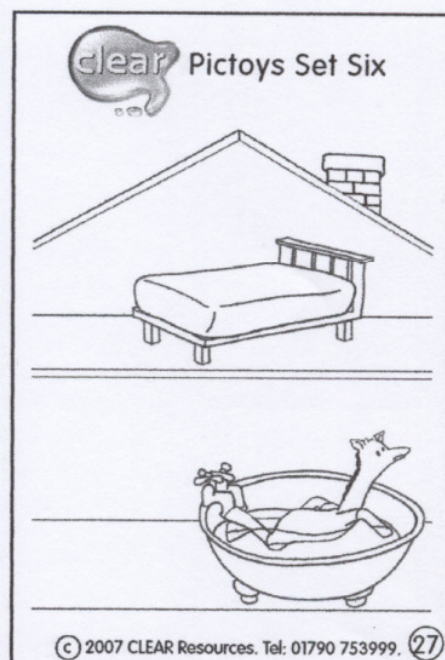
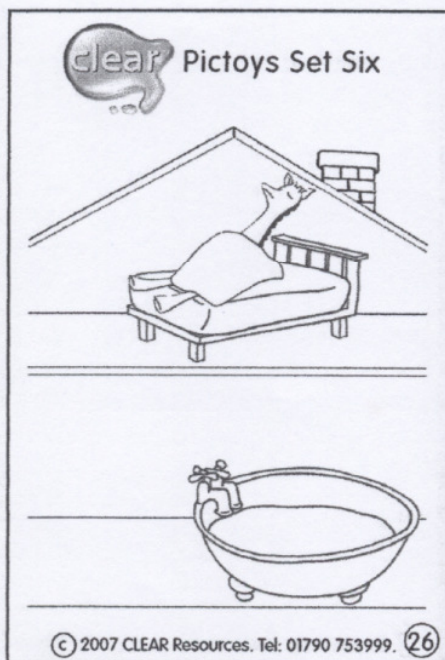
clear Homework Pack

Cue Cards



clear Homework Pack

Cue Cards





CLEAR Pictoys are a range of interactive resource sets that explore sentence building at different levels.

Pictoys Set Six

By placing characters into different settings children are encouraged to listen to and practise forming simple sentences containing a subject, verb and place. The following pages in this booklet may be photocopied and used for continuation programmes.

Contents

Pictoys set six includes;

Three characters, performing three actions each;

Lion running	Giraffe running	Elephant running
Lion sleeping	Giraffe sleeping	Elephant sleeping
Lion swimming	Giraffe swimming	Elephant swimming

Three place boards:

Beach
House
Garden

27 cue cards.

Using Pictoys

See pages 2 and 3 for full instructions for use.

Pictoys set six is great for individual work or for group activities. How you use the set can be adapted from the simple instructions we have given you to suit the needs of the children you are working with.

Safety

All Pictoys are intended for use alongside an adult. Some sets contain small components, therefore we advise that children are not left unsupervised during their use.